



UR Libraries Join HathiTrust

HathiTrust's digital library provides UR students, faculty, and staff with access to nearly five million volumes. Search books through www.library.rochester.edu.



River Campus Libraries Digital Signage

Guide: Sizing images for digital signage submissions

[Click to submit](#)



Table of contents

Image size and orientation requirements	1
How to check image size and orientation	2-3
Examples of accepted horizontally oriented images	4
Other guidelines and tips	5

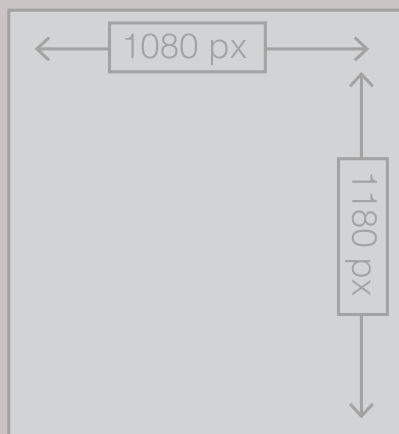
Your image must be vertically oriented

Horizontally oriented images are images that have larger width than height. Vertically oriented images have a larger height than width.

Example:

Vertically orientated	Horizontally orientated
	
✔ Accepted	✘ Not accepted

Your image must at least 1080px X 1180px&

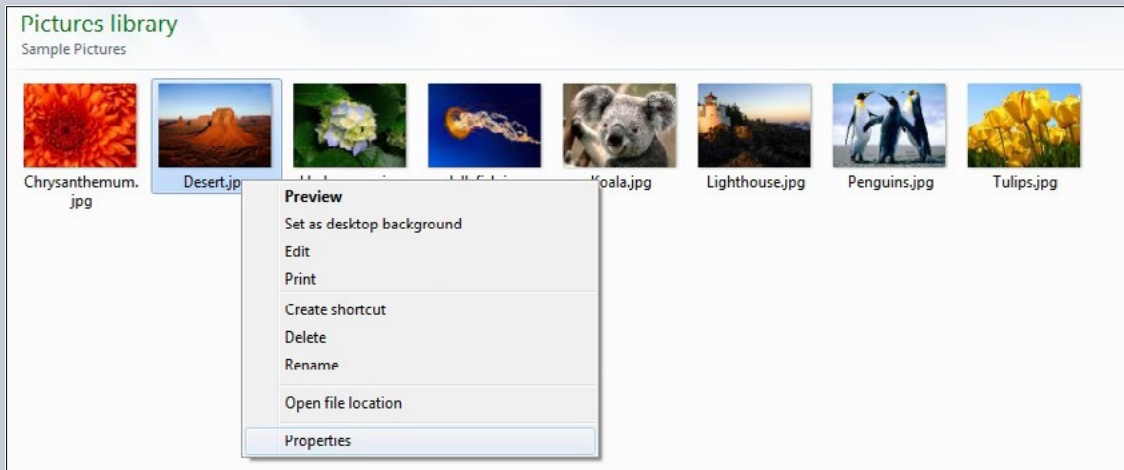


Width: 1080px
Height: 1180px

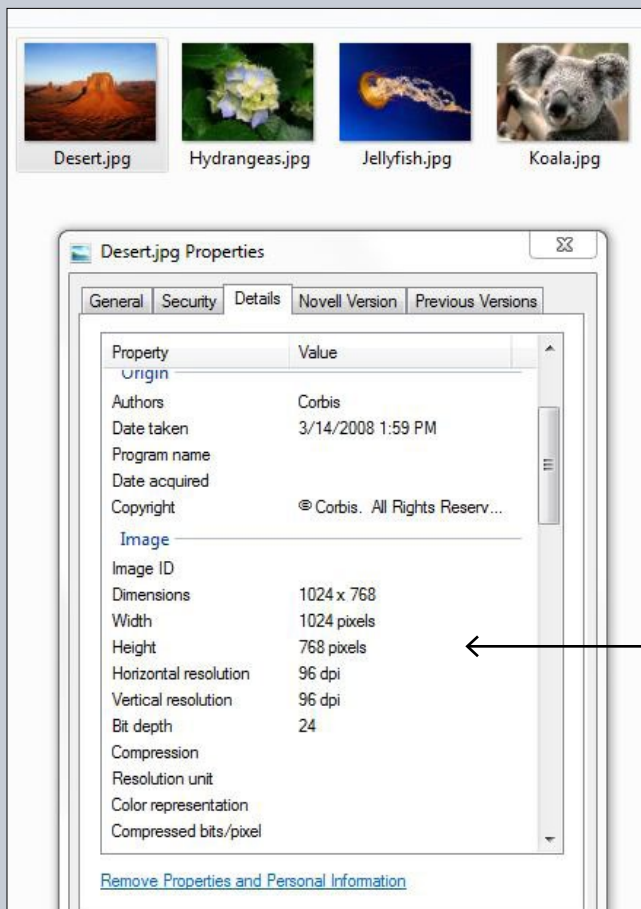
Important note: Attempting to increase the size of an image results in a reduction of quality and will NOT be accepted. If your image is smaller than the required size, you must find a larger image or select a new image.

On a PC:

1. “**Right-click**” on the image file and select “**Properties.**”




2. Scroll down to the “**Image**” section.

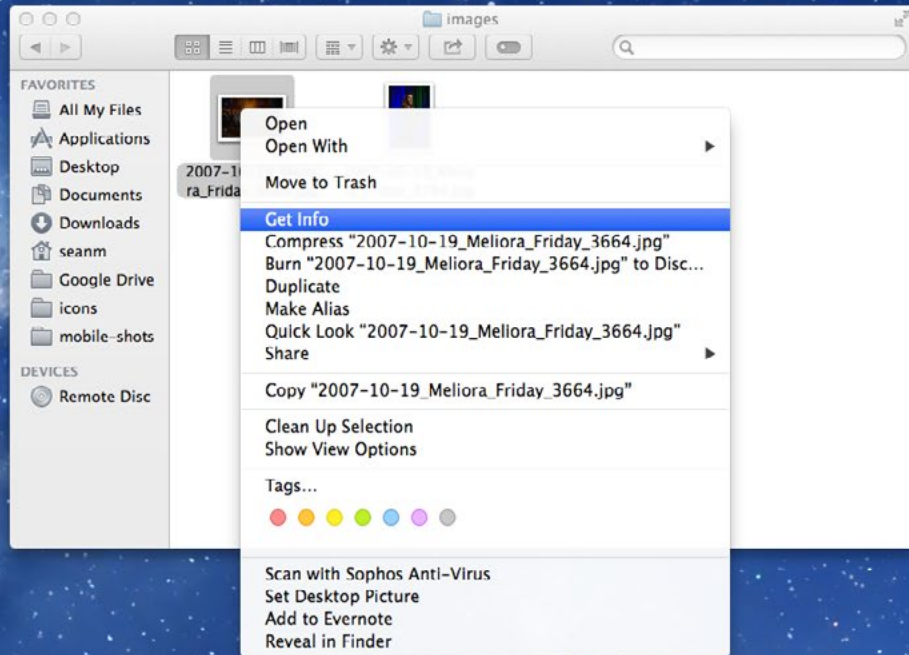


Note: Image should be at least 1080px wide and 1180px high. This image is lower and would NOT be accepted.

Width	1024 pixels
Height	768 pixels

 On a MAC:

1. “**Right click**” on the image file and select “**Get info.**”



2. Scroll to the More Info section. Look for “**Dimensions.**”

Dimensions: 2848 x 4288

Note: Image should be at least 1080 px wide and 1180 px high. This image meets the requirements and would be accepted.

▼ More Info:
Dimensions: 2848 x 4288
Device name: NIKON CORPORATION
Device model: NIKON D2X
Color space: RGB
Color profile: sRGB Profile
Focal length: 150
Alpha channel: No
Red eye: No
F number: 4
Exposure program: 1
Exposure time: 1/60
Keywords: Meliora Weekend, annual celebration, homecoming,

▶ Name & Extension:

▶ Comments:

▶ Open with:

▼ Preview:




What if my image is horizontally oriented, but larger than 1180px wide?

In some cases, when the image's subject matter is orientated in either the center, left, or right, it can be cropped successfully. In these specific cases, it is okay to submit.

Example:

Subject in center

← 1080 px →



✓ Accepted

Subject on left


← 1080 px →



✓ Accepted

Subject too wide

← 1080 px →



✗ Not accepted

- Images must not include text.
- Images may be submitted in JPEG, PNG, or TIFF formats only.
- No videos or animated GIFs will be accepted at this time.
- A simple photo or image is better than a complex one. The image should complement your textual content, rather than draw the eye away from it.

By submitting this image, you are confirming that you have legal permission to use the image for promotional purposes. This institution reserves the right to refuse to accept an image or content submission if, in its judgment, to do so would involve violation of copyright law. By submitting this image, you authorize its use on the River Campus Libraries' webpages and social media channels.